

Dual Action Windows

Call now for Your free estimate!
(321) 765-3355

info@dualactionwindows.com
www.dualactionwindows.com



- RESIDENTIAL
- COMMERCIAL
- INSTITUTIONAL

Distribution of Dual Action Tilt & Turn windows and doors

RESIDENTIAL - COMMERCIAL - INSTITUTIONAL



About us...

Our homes used to be a place primarily for people to live, rest well, share meals and spend time with loved ones. Now more than ever, our homes have become a place of business, a place of education and a place to entertain.

Our mission at Dual Action Windows (DAW) is to not only provide products that are high quality, affordable, safe, and energy efficient; but to also recreate how people think and feel about the space they live in.

Founders of **Dual Action Windows** were inspired to build **DAW** in 2013 after visiting their families in Europe. They fell in love with the unique design of the European tilt and turn window and wanted to incorporate this design into their homes here in America. After figuring out how to successfully bring the tilt and turn design to their own homes in Chicago, they wanted to share this marvel with others -- creating **DAW**.

Since **DAW's** inception, the goal has been clear. To provide people with a more sustainable way to live better, live easier and live comfortably. Let us help you see the world more clearly. We look forward to serving you!

Tilt & Turn



Window in turn action state.
Handle turns 90° to open the window
in the turn state.



Window in tilt action state.
Handle turns 180° to open the
window in the tilt state.

Easy and fast single hand operation

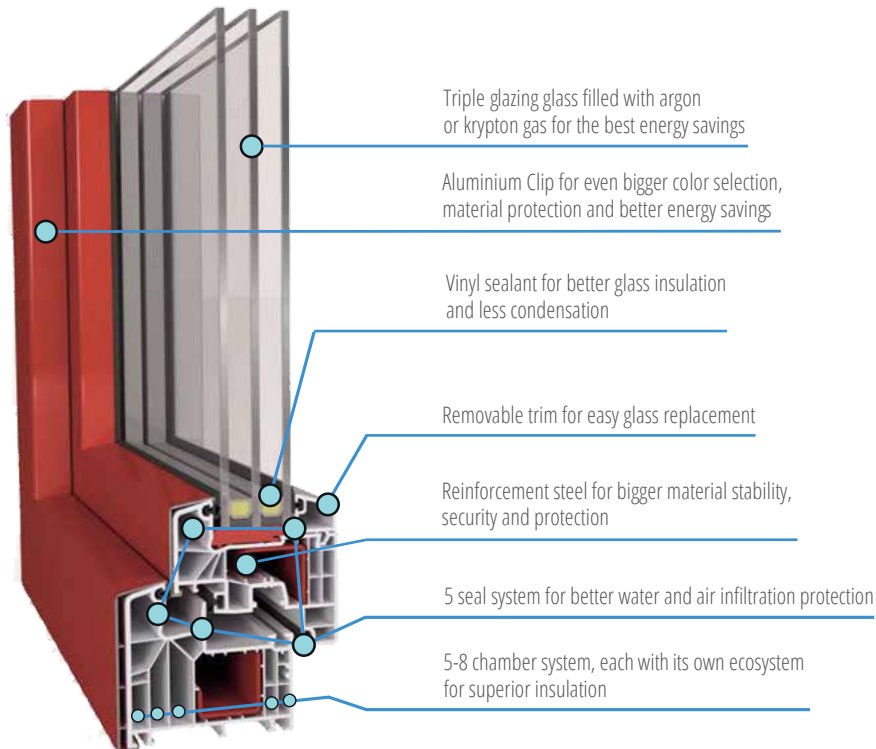
Our hardware allows user to easily switch from closed to fully open position or select from multiple levels of ventilation with just a single hand.

Ever forget to close your windows when you left your home?

Unlike double hung or casement windows our system doesn't allow the window to be opened from the outside even when left in ventilation position. In order to change the position, the window has to be closed entirely from the inside and the handle has to be turned to desired position.



Our products top features



German Quality

Like many other German products such as automobiles, power tools, medical equipment and heavy machinery, where quality is the highest on the priority list, the window industry has seen many innovations in the past 60 years. One of them being German company Trocal's introduction of the first series vinyl windows into the marketplace.

Trocal's developments have been setting standards for the market and have been raising the bar for the competitors. High-tech manufacturing facilities, production lines and an engineering department with a never-ending battle for a better product is a reason for Trocal being one of the top manufacturers of window profiles.

Earth Friendly

Our system has highly insulating properties, saves energy and reduces CO2 emissions and it is made partially out of recycled materials and the entire system is 100% recyclable.

Product Options

With our vast array of colors, grills and glazing you can customize your windows and doors to suit your individual style and needs.

● Energy Savings

All of our product lines provide you with superior energy efficiency and up to 40% saving on heat and cooling utility bills.

● Easy Maintenance

Mild detergents and water are completely adequate for cleaning the frames and sashes of TROCAL profiles, even after years of use, eliminating the need for expensive and time-consuming coats of paint.

● High Security

Our steel reinforced frame and multiple locking point system provides a security level unmatched by any standard available product.

● Product for Lifetime

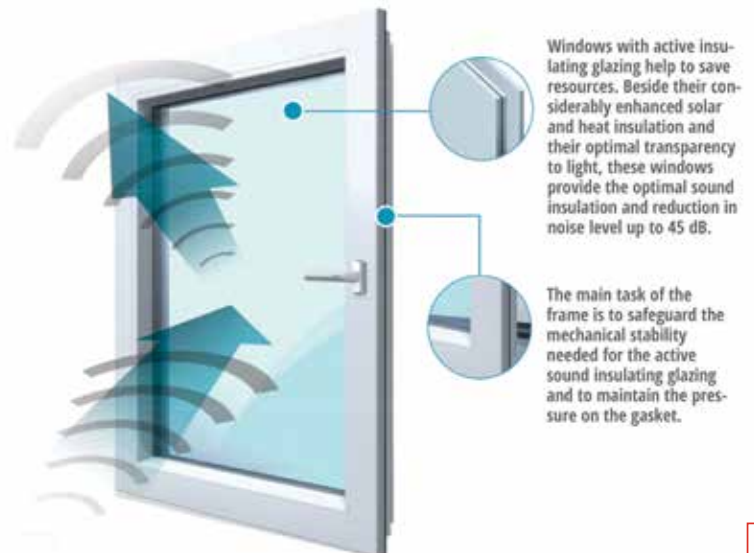
A constantly changing climate and regular air pollution can have an effect on a window's material or function; therefore, TROCAL PVC windows are designed for maximum durability and long life.

● Custom Solution

Whether a standard opening or complex configuration our product will meet your needs with no custom cost.

● Noise Reduction

Multiple point locking mechanism combined with several seals, gaskets and active sound insulating glazing provides for superior sound reduction.





Cost efficient


Compared to nationwide window and door manufacturers, our products average 10-20% of savings while maintaining superior quality.

	DAW	Pella®	Jeld-Wen®	Andersen®
Top of the line series	\$\$\$\$	\$\$\$\$\$\$\$	\$\$\$\$\$	\$\$\$\$\$
Bottom of the line series	\$\$\$	\$\$\$\$\$	\$\$\$\$	\$\$\$\$

Feature	DAW
Custom shapes	YES
Interior color option	44
Exterior color option	44
Grille color options	24
Steel reinforcement	YES
Glass option	35
French door availability in vinyl	YES
Security (# of locking points)	8
Glass sealer	Vinyl



Frame profiles



Energy One

The solution for all architectural styles features an offset arrangement of frame and sash and an attractively lean visible sight line to provide great potential for elaborate facade designs. Yet its convincing advantages are not only visual.

WEATHER SEAL

This system features two seal levels. An internal and external permanently elastic weather seal provides the perfect protection between the sash and the window frame. Further advantage: the window's rebate is very easy to clean.

Energy Plus

The invisible center seal highlights the soft and slender contours of the window profile. All hardware lies behind the center gasket in the frame, protected against the weather. The greater the wind pressure, the greater the window's weather tightness.

CENTER SEAL

The seal at the center of the frame section is designed to create a pressure equalized rain screen design to give you the highest performance when it comes to resisting wind, water, cold and noise intrusions. The invisible seal is designed to increase the window's sealing properties with greater wind pressure. It supports the gentle contours of the window, is welded at all four corners and is located in front of all hardware for ideal protection against corrosion.

One + Plus

THERMAL INSULATION

The 70mm deep profiles with Uf-value for the frame of 1.3W/m²K will meet the requirements of even the most stringent energy world wide. Combine standards economy and ecology, it pays off short and longterm.

FIVE CHAMBERS

The unique, honeycombed profile chambers enhance the window's inherent structural stability, while counteracting torsion.



Energy Ultra

Fulfills the requirements of aesthetics and quality oriented building owners who wish an elegant window design and expect functional properties that can provide the greatest possible level of comfortable living.

This innovative system provides architects with an attractive range of design options

- Enhanced thermal insulation
- Elegant window design
- Greater passage of light through slender sight lines
- Greater space and stability for sound insulation and security
- Reliable robustness and enormous structural integrity



ENHANCED THERMAL INSULATION WITH OPTIMAL THERMAL PROPERTIES

Consistent six chamber technology carried not only by the profiles but on all functional levels. The chambers are dimensioned for the optimal thermal insulation.

Three sealing levels with thermo centre seal and innovative sash rebate gasket ensure good tightness against driving rain, the optimal windproof properties, and superior sound insulation.

Enhanced U_w values, less condensation, and greater surface temperatures for greater cosiness. Slender visible sight lines for plenty of incoming light.



RELIABLE ROBUSTNESS AND ENORMOUS STRUCTURAL INTEGRITY

Windows secured in place through special dowel chambers in the weather protected section.

Unique honeycombed profile chambers enhancing the window's inherent stability.

Low maintenance owing to arrangement of the window hardware in the weather protected section behind the thermo centre seal.



GREATER SPACE AND STABILITY FOR SOUND INSULATION AND SECURITY

88 mm system depth for maximised sound insulation.

Wide 24–54 mm glazing range for triple and special functional panes.

Backlocked and supported locking plates for excellent protection against forced entry.

Passive house

The dawn of a new era

A new generation of PVC-U window profiles. To date complex demands for extreme thermal insulation have been decisive factors in the appearance of window profiles, especially on the passive house. With an ultra modern window technology, contemporary design, and a perfected underlying concept this window harmonize extreme demands.

- Excellent thermal insulation values
- Elegant, slim look and ideal proportions
- High rigidity and torsion resistance promoted by bonds transmitting forces between the window sash and glazing
- Complete recyclability of materials separated in the inserted polystyrene thermal insulation parts



AluClip

The new window generation

New and unique window generation, an intelligent combination of aluminium and PVC-U advantages. On the outside, the aluminium panel offers limitless possibilities in color design, while on the inside, PVC-U profiles ensure the optimal thermal insulation, reliable functionality and low maintenance.



ECONOMICAL

The combination PVC and aluminium exhibits superior thermal insulation values



DESIGN

The range of colors for our aluminium cladding includes numerous color variants in addition to the approx. 200 RAL hues available on the market



COLORS

The perfect complement to all facade designs. For example, combined with an aluminium facade structure it gives rise to a completely homogeneous exterior look



Doors

Perfection in every detail

You will experience the high quality of our residential doors in your daily routine. The particularly deep lock offset ("backset") of max 2 11/64" ensures the greatest level of comfort and ergonomics for every opening cycle.

- Best thermal insulation values thanks to the six chamber thermo center seal system
- Barrier free building with enhanced sound insulation.
- Superior stability in the form of perfectly designed reinforcement profiles
- Protection against forced entry can be configured to individual wishes and needs
- Unlimited design potential



Intersash door paneling

Design and stability in a new dimension

Following latest trend of modern residential door paneling an innovative solution for attaching intersash door panelling has developed. It can be combined with the extensive paneling range for a multifaceted range of design variants.

- Superior thermal insulation up to values of passive houses
- Perfected look on the inside as well - without glazing beads
- Any position for push handles and glass panelling
- Aluminium weather bar for tightness against driving rain
- High strength from all around bonding



Patio vs Entry door

Patio door:

- 8 to 10 locking points
- Tilt and turn action
- Without keyed entry from exterior
- Continuous frame to be stepped over
- Full glass



VS

Entry door:

- 3 to 5 locking points
- Turn action only
- Keyed entry from exterior
- Bottom threshold
- Full glass or entry door panels



Entry door panels

Our large variety of door panel styles and decorative glass will allow you to play with your imagination. All of the panels are filled with high density foam with high R-value. The skin of the panel is made out of PVC-U material ensuring long life with no maintenance and many colors and finishes to chose from.



Type LA



Type AZ



Type DO



Type OP



Type SM



Type NE



Type AC



Type AM



Type DO



Type DI



Type PL



Type OH



Type SA



Type ST



Type LO



Type NI



Type BE



Type CI



Type KA



Type MO



Type SZ


Standard vs Hidden hardware

- **Standard hardware** hinges are exposed and have to have cover caps
- Allows the window to be opened up to 180 degrees
- Easy to operate



Hidden hardware increases burglar resistant security in the hinge area

- Prevents thermal bridges
- Perfect impermeability
- No cover caps necessary
- Lateral adjustment of stay hinges and pivot posts without loosening screws
- Three-dimensional adjustments of the pivot post
- Integrated adjustment of the opening angle (90° or 95°)



Hardware options

Standard



Atlanta Steel



Atlanta White



Atlanta Bronze



Atlanta Alu



Atlanta Brown

Any of standard colors
are available in lockable
version



lockable Atlanta White

Custom



alt Wien pw 3000



apollo P110



aria P 710 RO



kale HR RO



laguna P3011 RO



loft VL36011 RO



bravo P941 RO



vision RO



carla HR RO



eidos Q03 HR RO



monica P120 RO



nicol P401



pinax RO



fix P730 RO



flow P700 RO



vision VL36016



gulf VL36028 RO



raffaella P120



street P280 RO



tuke Q02 HR RO



twin P4311 RO



ufo VL36006 RO



viola P100 RO

Nonstandard hardware available for additional fee

Play with colors

Windows are a crucial design element in the facade of a building and mould the style of the rooms inside windows do not always have to be white. Accordingly it is a particular challenge to attach equally great importance to both the technical functionality and the aesthetic aspects.

Our array of 44 colors provides virtually unlimited design potential so you can satisfy your own personal claims of individuality.

Wood grains

Embossed surface:



Mountain oak (BG)



Streaked douglas (SD)



Dark oak (EG)



Mountain pine (BF)



Dark oak ST (ED)



Oregon 4 (OR)



Dark oak FT-F1 (ME)



Macore (MC)



Oak rustique (ER)



Black cherry (BC)



Bog oak (EM)



Cherry blossom (CB)



Sapeli (M4)



Rustic cherry (RC)



Golden oak (GO)



Irish oak (IO)



Walnut (NB)



Siena PR (SC)

Metallic colors


Brushed surface:



Metbrush Silver (AR)



Metbrush Platinum (MP)




Metbrush Quartz grey (MQ)



Metbrush Anthracite grey (MT)

Embossed surface:



White (RX)



Cream white (CX)



Agate grey (AG)



Grey (SG)



Concrete grey (BT)



Basalt grey (BA)



Quartz grey (Q1)



Anthracite grey (AT)



Brown maroon (MB)



Chocolate brown (BR)



Black brown (UB)



Moss green (MG)



Dark green (DG)



Wine red (WT)



Dark red (WR)



Brilliant blue (BB)



Cobalt blue (BK)



Navy blue (SB)

Plain colors

Smooth surface:



Agate grey smooth (GA)



Signal grey smooth (S1)



Slate grey smooth (S2)



Anthracite grey smooth (A8)

Custom solution

Our products are manufactured with highly stable PVC-U material that is heated to high temperature, which allows it to be shaped to virtually any configuration. Structural steel is added to the inside of the frames for additional stability. All of our products are custom made per order, so there is no such thing as a custom charge.



Elliptical



Full Arch Head



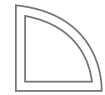
Full Chord



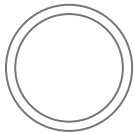
Partial Chord



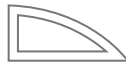
Pentagon



Quarter Circle



Full Circle



Half Chord



Full Circle



Rectangular



Rectangular



Rectangular



Half Elliptical



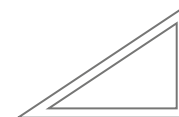
Octagon



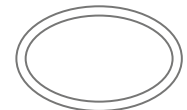
Partial Arch Head



Isosceles Triangle



Triangle



Ellipse



Diamond



Pentagon



Hexagon



Qrt. Arch with
Extended Legs



Cathedral
(Gothic Arch)



Custom

Grille options

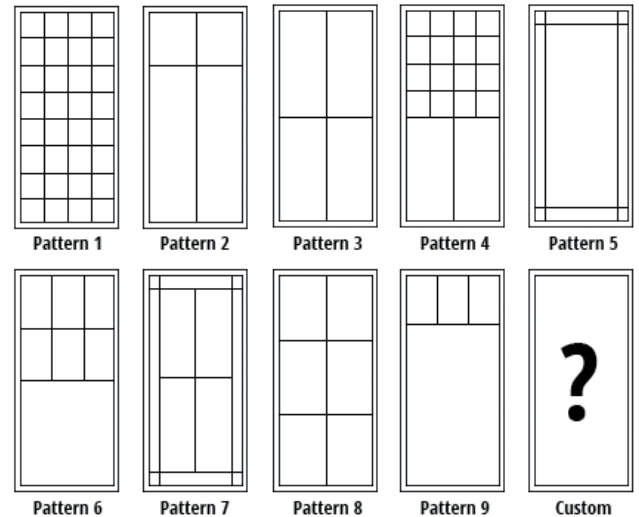
Our product offers an attractive variety of grilles between the glass patterns and options to add style and curb appeal to your windows and doors, while maintaining easy cleaning.

With our custom pattern option the possibilities are virtually unlimited.

Contour Grille Sizes: 1", 3/4", 1/4"

Grille Color Options: We offer over 20 grille color options.

Ask our representative for more info.




Glass options

Our products use standard insulating glass (double or triple glazing) with plastic frames that are plated and filled with an inert gas (argon or krypton).

We also offer other types of glass: thermal insulation, decorative glass, soundproof glass, solar glass, tempered safety glass or security glass.

All types of glass have additional levels of protection available.



Visit our website for more info



Greenline represents the lead free stabilisation of PVC-U based on eco friendly calcium and zinc



Greenline represents the use of recycled material. This gives rise to a self contained material cycle of consistently high quality



Greenline represents high thermal insulation window systems that help to save heating costs and make a key contribution towards reducing CO2 emissions

Greenline is a lead-free stabilizer included in PVCu formula to provide high-quality window profiles that meet tomorrows environmental standards today. By choosing this advanced generation of PVCu windows, you have also chosen to support a more environmentally friendly and sustainable material. Trocal profiles used greenline in all their systems since 2004 enabling us to offer a range of products made from 100% lead-free stabilized material.

ADDED VALUE AT NO EXTRA COST

Due to its unique properties, PVCu is widely recognized as one of the best and most fit for purpose materials for windows and doors. Now greenline adds benefits to every stage of its life cycle, making your decision to use PVCu windows and doors even easier.

- Greenline is environmentally friendly
- Greenline is cost efficient
- Greenline enhances performance

Stabilized with greenline all of PVCu windows become even more environmentally friendly. They no longer need any special treatment, from mixing the compound, manufacturing the profiles and systems, right up to final recycling. Whats more, all PVCu windows made from greenline lead-free stabilized profile contribute to protecting our climate, due to the well-recognized heat insulation properties of PVCu.

With greenline principle we think ahead, create brand values and give our customers excellent opportunities on the market. The future belongs to energy-efficient window systems, lead-free stabilizers in the virgin material and sophisticated recycling concepts. Our products fulfill your most stringent requirements with respect to thermal insulation and energy efficiency. The plastic window stands for a sustainable CO2 balance and a superior price-performance ratio coupled with a long service life. We therefore regularly exceed the requirements of specialized window manufacturers, architects, developers and end users.

In addition to virgin plastic, Trocal systematically uses recycled materials in their profiles. These materials reduce greenhouse gas emissions by roughly 90% compared with conventional plastic solutions without compromising product quality.

Warranty

Dual Action Windows products are built to last. Being built to last starts with quality materials and excellent craftsmanship and ends with a company that stands behind the products. All of the Dual Action Windows products carry a 20/10 year transferable limited warranty that will set your mind at ease. **For complete warranty details visit our website.**



Warranty

Lengths of Warranty for Glass	20 Year Limited Warranty
Lengths of Warranty for Components other than Glass	10 Year Limited Warranty
Warranty Option	Parts + Labor





Dual Action Windows

www.dualactionwindows.com

info@dualactionwindows.com

(321) 765-3355

Pella®, Jeld-Wen® and Andersen® are registered trademarks of their respective owners.

All rights are hereby disclaimed by Dual Action Windows, LLC.